


SWE 125 Hydraulic Excavator

BMS

Moerdijk, Holland
Tel.: +31 (0) 182 68 68 10
Fax: +31 (0) 182 68 66 61
infobms@planet.nl
www.bms-sunward.nl



FIRST CLASS EXCAVATOR



山河智能
SUNWARD

DEALER:

SWE 125 Hydraulic Excavator



Moerdijk, Holland
 Tel.: +31 (0) 182 68 68 10
 Fax: +31 (0) 182 68 66 61
 infobms@planet.nl
 www.bms-sunward.nl

MAIN DATA

Operating Weight	12500 / 13500 kg
Standard bucket capacity	0.42 m ³
Height / width / length	2725 / 2530 / 7187 mm
Bucket digging force	72.2 kN
Dipper digging force	50.6 kN
Max. traction force	92 kN
Swing angle	50° (RH) 80° (LH)

UNDERCARRIAGE & SWING

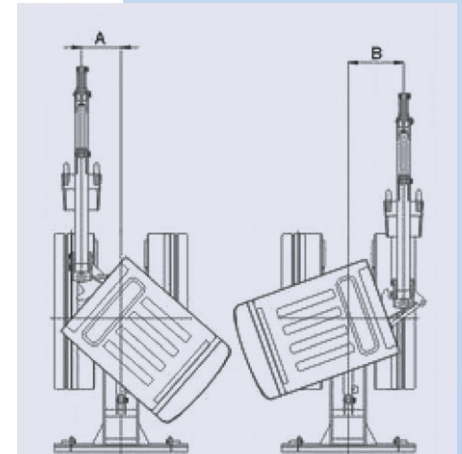
Travelling speed	5.1 / 3.1 km/h
Max. gradeability	35°
Ground pressure	0.42 kg/ cm ²
Swing speed	10.2 rpm

ENGINE

Model	Perkins 1104C-44T
Type	4-stroke water cooled
Number of cylinder	4
Max. power/rpm	74.5 kW / 2200 rpm
Piston displacement	4.4 L
Fuel tank	180 L

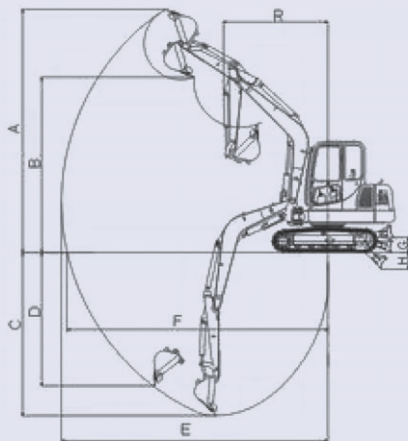
UNDERCARRIAGE & SWING

Main pump	1 variable Piston pump
Working pressure	34.3 / 25 MPa
Pilot oil pressure	3.5 MPa
Flow	2 x 105 + 35 L/min
Hydraulic oil tank	150 L



SWING DISTANCE

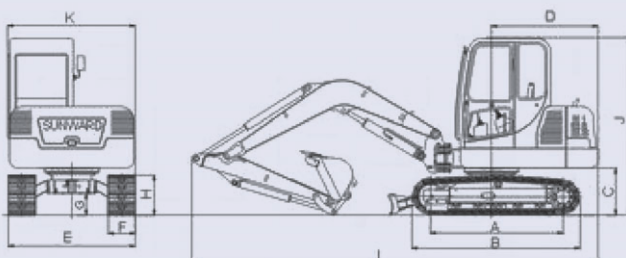
A Left	520
B Right	400



WORKING RANGE

SWE125

A Max. digging height	7750 mm
B Max. dumping height	5410 mm
C Max. digging depth	4466 mm
D Max. vertical digging depth	3592 mm
E Max. digging radius	7790 mm
F Max. reach at ground level	7618 mm
G Max. raising height from ground	585 mm
H Max. lowering depth from ground	493 mm
R Min. front turning radius	2660 mm
Blade width & height	2420 x 600 mm



WORKING RANGE

SWE125

A Overall width	2685 mm
B Shoe length	3413 mm
C Ground clearance platform	913 mm
D Platform slewing radius	1680 mm
E Max. overall width	2420 mm
F Shoe width	500 mm
G Min. ground clearance	440 mm
H Max. ground clearance of crawler	794 mm
I Overall length	7187 mm
J Overall height	2725 mm
K Max. upperstructure width	2530 mm